

**elna**  
SWISS DESIGN  
Creative

**studio**

# CoolGuide

Sewing Machines  
and Accessories

Cool  
Collection

SewFun  
2100  
2300  
2600  
2800

SuperCool  
Collection  
3210

Cool Sewing Guide



The Coolest Sewing Machines on the Planet *today*

# 6 The fabulous Elna Cool Collection

sewing machines to choose from.

## Sew Fun

14 True stitches  
4 step buttonhole  
Carry Handle

## Elna 2100

14 True stitches  
4 Step Buttonhole  
Circular Pivot Points  
Twin Needle Sewing

## Elna 2300


22 True stitches  
One Step Buttonhole  
Powerful Motor  
Stretch Stitches

## Elna 2600

18 True stitches  
4 Step Buttonhole  
Easy Maintenance  
2 speed foot control  
4 piece feed mechanism

## Elna 2800

22 True stitches  
One Step Buttonhole  
Easy Maintenance  
Easy Needle Threader  
2 Speed Foot Control  
4 Piece Feed Mechanism



# Cool

Choosing a sewing machine from Elna's Cool Collection



The fabulous Elna Cool Collection

Which one is right for YOU?

Any sewing machine from the COOL Collection guarantees sewing proficiency for your sewing tasks!

And the ultimate SuperCool model in the collection is the fabulously sleek and stylish Elna 3210. So Cool it's SuperCool.

# SuperCool

**Elna 3210**  
19 True stitches  
One Step Buttonhole  
Powerful Motor  
Superior 7 Piece Feed Mechanism  
Needle Threader  
Stretch Stitches



## SPECIFICATIONS

This is a list of all model accessories provided free with your machine and all of those accessories that are optional for you to purchase

## IMPORTANT

### Generic Accessories

The Elna sewing machine accessory is sometimes compatible with the Janome model. Sewing machine parts are manufactured by Janome for many well known brands on today's high street.

The Janome accessory part number is different to that given to Elna, but when used, will work satisfactorily for both machines.

You may find that a dual branded accessory is provided and you may now compare the part numbers using our listing here under Full Specifications. We are providing dual accessory numbers for you.

## SPECIFICATIONS

### Accuracy and Reference

Elna UK have taken every care to provide accurate specifications on all the models featured within the Cool Collection series, but can not be held responsible for any actual inaccuracies due to human error.

In everyone's interest....

we are grateful for customer advice in regard to specifications so invite anyone to supply any suggested corrections through the Internet website [www.elna.com](http://www.elna.com) which we can then consider for reprinting.

### Elna UK

Southside, Bredbury,  
Stockport, CHESHIRE. SK6 2SP

## The Elna Cool Collection

Models Sew Fun, 2100, 2300, 2600 and 2800

Elna Cool Guide	1
Elna Cool Collection - 5 models	2
Elna Cool Collection Menu	3
<hr/>	
SewFun - Features - Summary - Specifications	4 - 6
2100 and 2300	7
2100 - Summary - Features - Specifications	8 - 10
2300 - Summary - Features - Specifications	11 - 13
<hr/>	
Elna 2600 and 2800	14
2600 - Summary - Features - Specifications	15 - 17
2800 - Summary - Features - Specifications	18 - 20

## The Elna *Super* Cool Collection

Elna 3210	21
Features	22
Specifications	23

Elna UK Glossary Reference	24
----------------------------	----

# Elna Sew Fun

# SEW *much* FUN for Mum & Daughter



## Sew Fun

- 14 True stitches
- 4 step buttonhole
- Snap on Feet
- Twin Needle Sewing
- Stretch Stitches
- Free Arm
- Extra Lift on Presser Foot (to get those thicker fabrics underneath)
- Blind Hem Stitch
- Carry Handle
- Straight stitch and triple straight stitch with 2 needle positions variable between left and centre

Here is a sewing machine that is fun to use and is within a limited budget. For real value for money it will be hard to beat. Remember inside the Sew Fun is a very serious machine capable of surprising results.



**IDEAL  
for MUM,  
DAUGHTER  
and STUDENTS**

**PERFECT for  
CARD MAKING & CRAFT**



## Jackie says...

The Elna SEW FUN is exactly that - a sewing machine that is really such great **FUN to use!**

With wonderfully **Bright Colours** and an **Easy Stitch Selection** you can really get into sewing in a **FABULOUSLY FUN** way!

**Weighing no more than 6 kilos**, the magical SEW FUN is very portable and ideal for taking to sewing classes or just round to your friends house for one of those 'girly sewing sessions'.

Choosing the stitches is simple! The easy grip dials **Lock the Stitch** into place once selected. No worries when threading the machine either. The thread path has **Numbered Arrows** for you to follow so there's no danger of you going in the wrong direction.

Take the extension off at the front and you have a **Handy Free Arm** to help with those tricky jobs such as shortening jeans or sleeves etc.

It really is a great fun machine to have around and I think, **Terrific Value for Money.**

For young ones starting out on their first sewing venture or just a handy machine for all those household jobs that crop up, the Elna SEW FUN is the one for me!



## Elna Sew Fun

### SPECIFICATIONS

Mechanical Sewing Machine  
 Vertical Oscillating Hook  
 Free Arm / Flat Bed Conversion  
 Front Loading – Category A

Machine Size:  
 W370 x D150 x H280 mm  
 Approximate Weight: 5.9kg  
 Built in Stitches: 15  
 plus 4-step Buttonhole  
 Maximum Sewing Speed:  
 650 s.p.m. (appx)

Maximum Stitch Length: 4mm  
 Maximum Stitch Width: 5mm  
 Snap on Feet  
 Manual Tension  
 Vertical Type Spool Pin  
 (2 x Retractable)  
 Twin Needle Facility  
 Power Switch  
 Carry Handle  
 Soft Vinyl Cover



Elna Sew Fun has modern styling with bright colouring and looks. Aimed at youngsters and entry-level sewing enthusiasts. The easy-grip dials will lock the stitch into place making using the Sew Fun safe and secure.

N/A - No Alternative

## Elna Sew Fun

Part of the Elna Cool Collection

### ELNA JANOME ACCESSORY DESCRIPTION

#### STANDARD ACCESSORIES - SUPPLIED WITH YOUR MACHINE

940340000	820801005	Buttonhole foot (plastic)
735801008	N/A	Darning Plate
395710-13	200133009	Seam Ripper
395710-03	301612003	Standard Foot
395712-81	C-2022	Foot Control
N/A	102261103	Bobbins x 3
395742-25		Set of Needles

#### OPTIONAL ACCESSORIES - AVAILABLE FOR YOUR MACHINE

395771-17	200130006	Blind Hem Foot (adjustable)
395771-19	200131007	Button Sewing Foot
395771-14	200128001	Hemmer Foot
395719-57	200132008	Overedge Foot
395771-61	200330008	¼" Seam Foot
395771-16	200129002	Satin Stitch Foot
395771-18	200125008	Straight Stitch Foot
395771-15	200342003	Zipper Foot (narrow)
395719-55	200310002	Walking / Even Feed Foot
395710-08	647515006	Replacement Bobbin Case

Please note:

This model does not have a drop feed facility - however it will be supplied with a Darning Plate.

#### PLEASE NOTE: ELNA / JANOME - GENERIC ACCESSORIES

The Elna sewing machine accessory is sometimes compatible with the Janome model, as sewing machine parts are manufactured by Janome for many well known brands on today's high street. The Janome accessory part number is different to that given to Elna, but used, will work perfectly satisfactorily for both machines. You may find a dual branded accessory provided and you can now compare the part numbers using our list here.

# Elna 2100 and 2300

## Be Your Own Dress Designer

Cool  
Collection  
sewing  
machines

Customise ready made clothes  
or alter them for your own pleasure!



Cool

### Elna Design

Beautifully simple clean lines with very attractive colouring and that so easy-to-read front stitch panel graphic.

### Elna Choice

A choice of two really reliable and easy-to-use sewing machines.

### Elna 2100 & 2300

Are part of the new Elna Cool Collection.



# My Favourite

# Elna 2100

## *Elaine says...*

The Elna 2100 is part of the new Elna Cool Collection and my goodness, **what a really 'cool' machine this is!**

**Light and Portable yet strong and sturdy**, the 2100 is capable of tackling all your little sewing projects around the home. Designed for absolute simplicity it has a **large easy-to-view stitch display, an easy direct dial stitch selection** and the option to vary the stitch width & length which accommodates all of your sewing needs.

And there's just no problem with buttonholes either as these are sewn in **4-easy-steps** using the **special clip-on foot supplied**.

And for those very tricky stretch fabrics, this great Elna machine has **an amazing range of stretch stitches** to cope with all of them.

A **free-arm conversion, adjustable foot pressure, and easy threading system** are all part of the features of this Elna 2100.

Whether starting out on your sewing journey or a more advanced sewing enthusiast, try the Elna 2100 for yourself

**and see just how 'Cool' it really is!**





# Elna 2100 and 2300

## Features


## 2100 2300

Large, easy to view stitch display	✓	✓
Instant reverse lever	✓	✓
Easy declutch for bobbin winding	✓	✓
Drop feed mechanism	✓	✓
Clip-on presser feet	✓	✓
Adjustable foot pressure	✓	✓
Extra high presser foot lift	✓	✓
Front loading oscillating hook system	✓	✓
2 vertical spool pins	✓	✓
Built-in thread cutter	✓	✓
Sewing light	✓	✓
Circular sewing pivot points	✓	✓
Free arm	✓	✓
Metric and inch measurements	✓	✓
Carrying handle	✓	✓
Vinyl dust cover	✓	✓
Number of true stitches	14+1	22+1
One step buttonhole		✓
Four-step buttonhole	✓	
Maximum stitch width	5 mm	5 mm
Maximum stitch length	4 mm	4 mm
Adjustable stitch width	✓	✓
Needle position variable between left and centre	✓	✓

The Elna 2100 and the 2300 are both capable of beautiful, creative sewing.

And perfect for those everyday household tasks such as repairs, and revamping upholstery, craft work, and clothes alterations.

These two great sewing machines will give you every opportunity to explore your sewing interest.



**STYLISH**  
You can create Accessories to match your style.

Accessory storage compartment  
Standard accessories include presser feet, zipper foot, blind hem foot, bobbins, needles, screwdriver and seam ripper  
Optional accessories include Elna exclusive pivot pin, fagoting plate and elastic gatherer.

## Elna 2100

14 True stitches  
Automatic Buttonhole

More powerful motor (than earlier models)  
Circular Pivot points  
Twin Needle Sewing - pin tucking  
Easy Adjustable Foot Pressure to accommodate all fabrics  
3 piece Feed Mechanism  
Extra High Pressure Foot  
Stretch Stitches (ideally suited for today's modern fabrics)  
Overcasting Stitch  
Clip on Feet

*it's a girl thing*

# Elna 2100

## SPECIFICATIONS

Mechanical Sewing Machine  
 Vertical Oscillating Hook  
 Free Arm / Flat Bed Conversion  
 Front Loading – Category A  
 Machine Size:  
 W390 x D150 x H280 mm  
 Approximate Weight: 6.1kg  
 Built in Stitches: 14  
 plus 4-step Buttonhole  
 Maximum Sewing Speed:  
 800 s.p.m. (appx)

Maximum Stitch Length: 4mm  
 Maximum Stitch Width: 5mm  
 Snap on Feet  
 Drop Feed  
 Vertical Type Spool Pin (Retractable)  
 Manual Tension  
 Power Switch  
 Twin Needle Facility  
 Soft Cover  
 Carry Handle



The Elna 2100 has modern styling with attractive colouring and looks.



The dials and patterns have clear easy to read numerals and graphics.

N/A - No Alternative

## Elna 2100

Part of the Elna Cool Collection

### ELNA JANOME ACCESSORY DESCRIPTION

#### STANDARD ACCESSORIES - SUPPLIED WITH YOUR MACHINE

395719-85	740801004	Automatic Buttonhole Foot (R)
395710-18	200130006	Blind Hem Foot (Adjustable)
395710-09	820832005	Screwdriver (winged)
395710-10	366413003	Screwdriver (Small)
395710-13	200133009	Seam Ripper
395710-03	301612003	Standard Foot
395731-87	200342003	Zipper Foot (adjustable)
395712-81	C-2022	Foot Control
N/A	102261103	Bobbins x 4
395742-25		Set of Needles

#### OPTIONAL ACCESSORIES - AVAILABLE FOR YOUR MACHINE

395712-96	200140009	Bias Binder Foot
494660-20	N/A	Braiding Foot
395712-97	200131007	Button Sewing Foot
495396-20	N/A	Elastic Gatherers (8mm / ¼")
495840-20	N/A	Elastic Gatherers (10mm / 3/8")
495520-20	N/A	Elastic Gatherers (13mm / ½")
395712-99	200127000	Embroidery / Darning Foot
495565-20	N/A	Fagoting Plates (narrow 2.5mm)
495335-20	N/A	Fagoting Plates (wide 5mm)
395731-69	N/A	Fringe / Looping Foot
395719-56	200124007	Gathering Foot
395719-58	200128001	Hemmer Foot
395719-57	200132008	Overedge Foot
395731-67	200328003	Pintuck Foot (narrow)
487390-20	N/A	Pivot Pin
395719-61	200330008	¼" Seam Foot
395731-66	200142001	Roller Foot
395719-59	943100000	Ruffler Foot
426620-30	N/A	Seam Guide
395719-60	200125008	Straight Stitch Foot
395719-55	200310002	Walking / Even Feed Foot
737801015	200129002	Satin Stitch Foot
395710-08	647515006	Replacement Bobbin Case

#### Please note: Elna / Janome - GENERIC ACCESSORIES

The Elna sewing machine accessory is sometimes compatible with the Janome model, as sewing machine parts are manufactured by Janome for many well known brands on today's high street. The Janome accessory part number is different to that given to Elna, but used, will work perfectly satisfactorily for both machines. You may find a dual branded accessory provided and you may now compare the part numbers using our list here.

# My Favourite

# Elna 2300

## *Diane says....*

The Elna 2300 is Perfect for both beginners and experienced sewers. With its **Cool colour, compact design** and **practical features** it really is great value for your money.

Well able to cope with today's modern fabrics, it has a large **array of both practical utility and decorative stitches** including a fully **automatic one-step buttonhole**. Just place the button into the special foot supplied, select your stitch, and **you can sew a perfect buttonhole every time!**

Now that's Cool!

Thick or multiple-layers of fabric are no problem as the 2300 has an **adjustable pressure dial**, plus an **extra lift on the presser foot** to accommodate those real heavy tasks.

And look at some of the other great features, **Easy clip-on feet**, **built-in sewing light**, **free-arm conversion** and a **very handy carry handle**.

***The Cool Elna 2300 could be your perfect sewing companion.***



# Elna 2100 and 2300

## Features

## 2100 2300

Large, easy to view stitch display	✓	✓
Instant reverse lever	✓	✓
Easy declutch for bobbin winding	✓	✓
Drop feed mechanism	✓	✓
Clip-on presser feet	✓	✓
Adjustable foot pressure	✓	✓
Extra high presser foot lift	✓	✓
Front loading oscillating hook system	✓	✓
2 vertical spool pins	✓	✓
Built-in thread cutter	✓	✓
Sewing light	✓	✓
Circular sewing pivot points	✓	✓
Free arm	✓	✓
Metric and inch measurements	✓	✓
Carrying handle	✓	✓
Vinyl dust cover	✓	✓
Number of true stitches	14+1	22+1
One step buttonhole		✓
Four-step buttonhole	✓	
Maximum stitch width	5 mm	5 mm
Maximum stitch length	4 mm	4 mm
Adjustable stitch width	✓	✓
Needle position variable between left and centre	✓	✓

### Accessory storage compartment

Standard accessories include presser feet, zipper foot, blind hem foot, bobbins, needles, screwdriver and seam ripper

Optional accessories include Elna exclusive pivot pin, fagoting plate and elastic gatherer.




Buttonholes are now stunning.



The decorative scallop stitch adding nostalgic charm. Created using Elna's optional circular sewing accessory.

## IMPORTANT OPTIONAL ACCESSORIES



**Pivot Pin**  
Elna exclusive!  
Sew perfect circles

**Fagoting Plate**  
Join two folded edges

**Elastic Gatherer**  
Evenly apply elastic directly to fabric

The Elna 2100 and the 2300 are both capable of beautiful, creative sewing.

And perfect for those everyday household tasks such as repairs, and revamping upholstery, craft work, and clothes alterations.

These two great sewing machines will give you every opportunity to explore your sewing interest.



The Free Arm of the 2100 and 2300 makes sewing sleeves and cuffs so much easier.



## Elna 2300

Enchanting Gift created using Elna's optional fagoting plate.

22 True stitches  
One Step Buttonhole

More powerful motor (than earlier models)  
Circular Pivot points  
Twin Needle Sewing - pin tucking  
Easy Adjustable Foot Pressure to accommodate all fabrics  
3 piece Feed Mechanism  
Extra High Pressure Foot  
Stretch Stitches (ideally suited for today's modern fabrics)  
Knit Stitch-  
Overcasting Stitch  
Clip on Feet



*it's a girl thing*

# Elna 2300

## SPECIFICATIONS

Mechanical Sewing Machine  
 Vertical Oscillating Hook  
 Free Arm / Flat Bed Conversion  
 Front Loading – Category A  
 Machine Size:  
 W390 x D150 x H280 mm  
 Approximate Weight: 6.1kg  
 Built in Stitches: 22  
 plus 1-step Buttonhole  
 Maximum Sewing Speed:  
 800 s.p.m. (appx)  
 Maximum Stitch Length: 4mm  
 Maximum Stitch Width: 5mm  
 Snap on Feet  
 Drop Feed  
 Vertical Type Spool Pin (Retractable)  
 Manual Tension  
 Power Switch  
 Twin Needle Facility  
 Soft Cover  
 Carry Handle



The Elna 2300 has modern styling with attractive colouring and looks.



The dials and patterns have clear easy to read numerals and graphics.

N/A - No Alternative

## Elna 2300

Part of the Elna Cool Collection

ELNA	JANOME	ACCESSORY DESCRIPTION
<b>STANDARD ACCESSORIES - SUPPLIED WITH YOUR MACHINE</b>		
395719-30	753801004	Automatic Buttonhole Foot (R)
395710-18	200130006	Blind Hem Foot (Adjustable)
737801015	200129002	Satin Stitch Foot
395710-09	820832005	Screwdriver (winged)
395710-10	366413003	Screwdriver (Small)
395710-13	200133009	Seam Ripper
395710-03	301612003	Standard Foot
395731-87	200342003	Zipper Foot (adjustable-unhinged)
395712-81	C-2022	Foot Control
N/A	102261103	Bobbins x 4
395742-25		Set of Needles

<b>OPTIONAL ACCESSORIES - AVAILABLE FOR YOUR MACHINE</b>		
395712-96	200140009	Bias Binder Foot
494660-20	N/A	Braiding Foot
395712-97	200131007	Button Sewing Foot
495396-20	N/A	Elastic Gatherers (8mm / 1/4")
495840-20	N/A	Elastic Gatherers (10mm / 3/8")
495520-20	N/A	Elastic Gatherers (13mm / 1/2")
395712-99	200127000	Embroidery / Darning Foot
495565-20	N/A	Fagoting Plates (narrow 2.5mm)
495335-20	N/A	Fagoting Plates (wide 5mm)
395731-69	N/A	Fringe / Looping Foot
395719-56	200124007	Gathering Foot
395719-58	200128001	Hemmer Foot
395719-57	200132008	Overedge Foot
395731-67	200328003	Pintuck Foot (narrow)
487390-20	N/A	Pivot Pin
395719-61	200330008	1/4" Seam Foot
395731-66	200142001	Roller Foot
395719-59	943100000	Ruffler Foot
426620-30	N/A	Seam Guide
395719-60	200125008	Straight Stitch Foot
395719-55	200310002	Walking / Even Feed Foot
395710-08	647515006	Replacement Bobbin Case

### Please note: Elna / Janome - GENERIC ACCESSORIES

The Elna sewing machine accessory is sometimes compatible with the Janome model, as sewing machine parts are manufactured by Janome for many well known brands on today's high street. The Janome accessory part number is different to that given to Elna, but used, will work perfectly satisfactorily for both machines. You may find a dual branded accessory provided and you may now compare the part numbers using our list here.

# Elna 2600 and 2800

Elna Cool Collection  
sewing machines

Made for Performance

## Elna Design

Beautifully simple clean lines with very attractive colouring and that so easy-to-read front stitch panel graphic.

## Elna Choice

A choice of two really reliable, extremely well made for performance and easy-to-use sewing machines.



Creative Artistry

# My Favourite

# Elna 2600

*Tina says.... My Elna is great for taking to classes*

Whether your thinking of trying your hand at dressmaking or brightening up your home with new furnishings, the fabulous Elna Cool Collection, will have a machine that's just right for you!

For a **compact, portable machine** with lots of easy-to-use features and simple operation, take a look at the Elna 2600.

It's designed with a **4-piece feed mechanism** for easier feeding of a wide range of fabrics. **Synthetics to silks, damask to denim, linens to leather the Elna 2600 can cope with them all.**

It has a **twin needle facility for pin-tucks and top stitching, drop feed for free-hand stitching** and the exclusive Elna pivot points for **accurate circular stitching**. Big on design too, it has a handy pull out storage compartment for your sewing accessories, a very **useful imperial / metric measurement on the sewing bed** and essential free-arm for easier sewing of sleeves, cuffs and trousers etc.

It has a very **handy sewing light, reverse stitching** and an **on / off switch**, all of which adds to its smart design. With built-in carry handle and a hard cover, the Elna 2600 is always ready to go, thus making it the right choice for sewing classes.



# Elna 2600 and 2800

## Features

## 2600 2800

Large, easy to view stitch display	✓	✓
Built-in Needle Threader	✓	✓
Instant reverse lever	✓	✓
Strong Needle Penetration on all fabrics	✓	✓
Easy declutch for bobbin winding	✓	✓
Drop-in Bobbin	✓	✓
Drop feed mechanism	✓	✓
Clip-on presser feet	✓	✓
Adjustable foot pressure	✓	✓
Extra high presser foot lift	✓	✓
1 vertical spool pins (detachable)	✓	✓
Built-in thread cutter	✓	✓
Sewing light	✓	✓
Free arm	✓	✓
Metric and inch measurements on base	✓	✓
Metric and inch measurements on the needle plate	✓	✓
Square corner guide on needle plate	✓	✓
Carrying handle	✓	✓

## Stitch Features

Number of stitch programs	21	25
One step buttonhole		✓
Four-step buttonhole	✓	
Maximum stitch width	5 mm	5 mm
Maximum stitch length	4 mm	4 mm
Adjustable stitch width	✓	✓
Needle position variable between left and centre	✓	✓

Large accessory storage compartment  
Standard accessories include presser feet, zipper foot, blind hem foot, bobbins, needles, screwdriver and seam ripper

Optional accessories include Elna exclusive pivot pin, fagoting plate and elastic gatherer.



Strong Protective Hard Cover provided for 2600 and the 2800

Easy-Access Drop-in Bobbin Full rotary hook Not a separate bobbin case to misplace. And you'll always be able to see how much thread is left.



Dropping the Feed Dog when you want to quickly sew on buttons or do free motion work (stippling or thread painting) just move the handy lever located on the back of the free arm.

## Elna 2600

- 18 True stitches
- Automatic 4 Step Buttonhole
- STRONGER MOTOR (for that extra needle penetration)
- SELF OILING for easy maintenance
- Anti Jam proof mechanism
- Clear see-through bobbin cover
- Handy Imperial/Metric measurement on sewing bed
- Pull-out compact storage compartment
- Metric/Imperial measure on needleplate (for exact seaming and straight stitching, great for patchwork and dressmaking).
- Horizontal spool pin (for smoother distribution of the sewing thread).
- Built in Carry Handle.
- 2 Speed Foot Control
- 4 piece feed mechanism
- Hard cover





# Elna 2600

## SPECIFICATIONS

Mechanical Sewing Machine  
 Horizontal Full Rotary Hook  
 Free Arm / Flat Bed Convertible  
 Top Loading – Category B

Machine Size: W410 x D170 x H290 mm  
 Approximate Weight: 6.5kg  
 Built in Stitches: 21 plus 4-step B/hole  
 Maximum Sewing Speed: 820 s.p.m.  
 (appx)

Maximum Stitch Length: 4mm  
 Maximum Stitch Width: 5mm  
 Snap on Feet  
 Drop Feed  
 Extra Lift on Pressure Foot  
 Manual Thread Tension Control  
 Power Switch  
 Twin Needle Facility  
 Horizontal Type Spool Pin  
 Hard Cover  
 Carry Handle



The Elna 2600 has modern styling with attractive colouring and looks.

The dials and patterns have clear easy readable numerals and graphics.

### PLEASE NOTE:

#### ELNA / JANOME - GENERIC ACCESSORIES

The Elna sewing machine accessory is sometimes compatible with the Janome model, because sewing machine parts are manufactured by Janome for many well known brands on today's high street. And although the Janome accessory part number is different to that given to Elna, when used, you will find works perfectly satisfactorily for both machines. You may therefore find a dual branded accessory provided and you are able to compare the part numbers using our list here.

N/A - No Alternative

## Elna 2600

Part of the Elna Cool Collection

## ELNA JANOME ACCESSORY DESCRIPTION

### STANDARD ACCESSORIES - SUPPLIED WITH YOUR MACHINE

395731-76	820801005	Buttonhole Foot (plastic)
395719-35	820817015	Blind Hem Foot (Adjustable)
395719-36	802424004	Lint Brush (small)
395710-14		Needles
395710-09	820832005	Screwdriver (winged)
395710-13	200133009	Seam Ripper
395741-74	732802000	Sliding Buttonhole Foot
395719-38	822019004	Spool Cap (small)
395719-39	822020307	Spool Cap (large)
395719-42	625031005	Spool Pin (spare)
395719-41	102403109	Spool Felt (Red)
395719-29	832523007	Standard Foot
395719-64	829801002	Zipper Foot (E)
395724-60	C-2023	Foot Control (2 speed)
	N/A	Bobbins x 4
395750-80		Instruction Manual
395741-73	479713205	Hard Cover

### OPTIONAL ACCESSORIES - AVAILABLE FOR YOUR MACHINE

395741-96	200318000	1/4" Foot
395731-98	202023001	Appliqué Foot
395719-11	200313005	Bias Binder Foot
395719-78	200136002	Button Sewing Foot
395721-56	200024109	Circular Sewing Device
495390-20	N/A	Elastic Gatherers (8mm / 1/4")
495845-20	N/A	Elastic Gatherers (10mm / 3/8" )
495525-20	N/A	Elastic Gatherers (13mm / 1/2")
395719-08	200349000	Embroidery/Darning Foot (standard)
	200340001	Embroidery/Darning Foot (open-Toe)
495560-20	N/A	Fagoting Plates (narrow 2.5mm)
495330-20	N/A	Fagoting Plates (wide 5mm)
495851-20	N/A	Fringe / Looping Foot
395719-12	200315007	Gathering Foot
395719-54	820809014	Hemmer Foot
495440-20	200345006	Multi Cord Foot
495120-20	822804004	Satin Stitch Foot (standard)
395741-65	200137003	Satin Stitch Foot (open toe)
495320-20	2 Piece Set	Pintuck Foot (narrow)
495400-20	200317009	Pintuck Foot (wide)
395719-90	200311003	Walking / Even Feed Foot (standard)
395731-81	200339007	Walking / Even Feed Foot (open Toe)
495480-20	200314006	Piping Foot
395719-40	802422002	Quilt Guide / Bar
495860-20	200332000	Ribbon / Sequin Foot
395719-19	200316008	Roller Foot
395719-28	943100000	Ruffler Foot
395719-51	N/A	Seam Guide
395719-23	202006008	Special Bobbin Case
395719-20	200331009	Straight Stitch Foot
395719-21	200329004	Teflon Foot
395719-52	200333001	Zipper Foot (invisible)
395719-31	829801002	Zipper Foot (two sided)
395719-16	2 Piece Set	Pin Tuck Cord Guide (narrow)
395719-17	200324009	Pin Tuck Cord Guide (wide)
395713-33	627569003	Replacement Bobbin Case

# My Favourite

# Elna 2800

## Miranda says the Elna 2800 is her Best Friend

I was looking for a new sewing machine that was both practical and creative. Designed to cope with every sewing challenge from minor alterations to major new creations and the Elna 2800 is **the top-of-the-range machine in the famous Cool Collection.**

With its smart compact design and cool colour, it has a range of practical features and stitches to suit all of your sewing requirements!

The Elna 2800 has it all, from the effortless **one-step buttonhole** and the **drop-feed facility for free motion quilting and embroidery** to the horizontal spool pin design for much smoother distribution of the thread.

With a **strong motor** for extra needle penetration on heavier fabrics, a **drop-in bobbin** and **anti-jam mechanism** for trouble free sewing as well as being **self oiling** for easy maintenance.

Also, the Elna 2800 has a **handy imperial and metric measurement on the needle plate** for exact **seaming & straight stitching**, which is essential for dressmaking and patchwork.

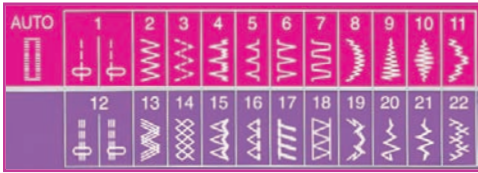
**Handy needle threader**, **2 speed foot control** and a **hard cover** add up to a **top of the range machine!**

**IT'S NOW MY BEST FRIEND!**



# Elna 2600 and 2800

Really Great Stitch Package  
of practical and decorative stitches



## IMPORTANT OPTIONAL ACCESSORIES



**Pivot Pin**  
Elna exclusive!  
Sew perfect  
circles

**Fagoting Plate**  
Join two folded  
edges

**Elastic Gatherer**  
Evenly apply  
elastic directly  
to fabric

## Sewing Guide

The free arm and sewing guide makes keeping seams straight simple, even when you are sewing tubular.




## NEEDLE THREADER

The automatic needle threader available only on the Elna 2800.

## Drop Feed Mechanism

Easy conversion for drop feed for free motion sewing, quilting and everyday mending.



## Stretch Fabrics

Stretchy fabrics require stretch stitches. Both the Elna 2600 and the 2800 offer a wonderful selection.



## Perfect Finish

Perfect buttonholes in the blink of an eye. The Elna 2600 has a four step buttonhole and the 2800 a one step buttonhole. Both options will give you perfection.

## Elna 2800

22 True stitches  
**ONE STEP BUTTONHOLE**

4 PIECE FEED MECHANISM  
(Helps through heavier fabrics)  
**STRONGER MOTOR**  
(for extra needle penetration)

Smooth running  
SELF OILING for easy maintenance  
Anti Jam proof mechanism  
Clear see-through bobbin cover

Handy Imperial/Metric measure on sewing bed  
Pull-out compact storage compartment  
Metric/Imperial measurement on needleplate  
(for exact seaming and straight stitching,  
which is great for patchwork and dressmaking).

Horizontal spool pin  
(for smoother distribution  
of the sewing thread).

Built in Carry Handle.  
2 Speed Foot Control  
Hard Cover



# Elna 2800

## SPECIFICATIONS

- Mechanical Sewing Machine
- Horizontal Full Rotary Hook
- Free Arm / Flat Bed Convertible
- Top Loading – Category B
- Machine Size: W420 x D170 x H280 mm
- Approximate Weight: 6.8 kg
- Built in True Stitches: 22
- One Step Buttonhole
- Maximum Sewing Speed: 820 s.p.m. (appx)
- Maximum Stitch Length: 4mm
- Maximum Stitch Width: 5mm
- Needle Threader
- Snap on Feet
- Drop Feed
- Manual Thread Tension Control
- Power Switch
- Twin Needle Facility
- Horizontal Type Spool Pin
- Hard Cover
- Carry Handle



The Elna 2800 has modern styling with attractive colouring and looks. The dials and patterns have clear easy readable numerals and graphics.

### PLEASE NOTE:

#### ELNA / JANOME - GENERIC ACCESSORIES

The Elna sewing machine accessory is sometimes compatible with the Janome model, because sewing machine parts are manufactured by Janome for many well known brands on today's high street. And although the Janome accessory part number is different to that given to Elna, when used, you will find works perfectly satisfactorily for both machines. You may therefore find a dual branded accessory provided and you are able to compare the part numbers using our list here.

N/A - No Alternative

# Elna 2800

Part of the Elna Cool Collection  
20

ELNA	JANOME	ACCESSORY DESCRIPTION
<b>STANDARD ACCESSORIES - SUPPLIED WITH YOUR MACHINE</b>		
395719-30	753801004	Auto Buttonhole Foot
395719-35	820817015	Blind Hem Foot (Adjustable)
395731-76	820801005	Buttonhole Foot (Clear Plastic)
395719-36	802424004	Lint Brush (small)
395719-46	822801001	Overedge Foot with brush
395719-40	802422002	Quilting Guide / Bar
395710-09	820832005	Screwdriver (winged)
395710-13	200133009	Seam Ripper
395719-38	822019004	Spool Cap (small)
395719-39	822020307	Spool Cap (large)
395719-42	625031005	Spool Pin (spare)
395719-41	102403109	Spool Felt (Red)
395719-29	832523007	Standard Foot
395719-64	829801002	Zipper Foot
395724-60	C-2023	Foot Control (2 speed)
N/A	102261103	Bobbins x 4
395750-80		Instruction Manual
395710-14		Needles
395741-73	479713205	Hard Cover
<b>OPTIONAL ACCESSORIES - AVAILABLE FOR YOUR MACHINE</b>		
395741-96	200318000	1/4" Foot
395731-98	202023001	Appliqué Foot
395719-11	200313005	Bias Binder Foot
395719-78	200136002	Button Sewing Foot
395721-56	200024109	Circular Sewing Device
495390-20	N/A	Elastic Gatherers (8mm / 1/4")
495845-20	N/A	Elastic Gatherers (10mm / 3/8" )
495525-20	N/A	Elastic Gatherers (13mm / 1/2")
395719-08	200349000	Embroidery/Darning Foot (standard)
N/A	200340001	Embroidery/Darning Foot (open-Toe)
495560-20	N/A	Fagoting Plates (narrow 2.5mm)
495330-20	N/A	Fagoting Plates (wide 5mm)
495851-20	N/A	Fringe / Looping Foot
395719-12	200315007	Gathering Foot
395719-54	820809014	Hemmer Foot
495440-20	200345006	Multi Cord Foot
495120-20	822804004	Satin Stitch Foot (standard)
395741-65	200137003	Satin Stitch Foot (open toe)
495265-20	200321006	Pearl / Bead Foot (2mm-4mm) set
495320-20	2 Piece Set	Pintuck Foot (narrow)
495400-20	200317009	Pintuck Foot (wide)
395719-90	200311003	Walking / Even Feed Foot (standard)
395731-81	200339007	Walking / Even Feed Foot (open Toe)
495480-20	200314006	Piping Foot
495860-20	200332000	Ribbon / Sequin Foot
395719-19	200316008	Roller Foot
395719-28	943100000	Ruffler Foot
495120-20	822804004	Satin Stitch Foot
395719-51	N/A	Seam Guide
395719-23	202006008	Special Bobbin Case
395719-20	200331009	Straight Stitch Foot
395719-21	200329004	Teflon Foot
395719-52	200333001	Zipper Foot (invisible)
395719-16	2 Piece Set	Pin Tuck Cord Guide (narrow)
395719-17	200324009	Pin Tuck Cord Guide (wide)
395713-33	627569003	Replacement Bobbin Case
395739-07	755643002	Replacement Needle Threader Pin

Elna 3210

*Super* Cool

19 Stitches  
One Step Buttonhole

Adjustable Stitch Width  
Variable Needle Positions  
Fine Tuning Adjustments  
Stitch Selection Display  
Reverse Key  
Built-in Needle Threader  
Strong Needle Penetration  
on all fabrics  
Maximum Stitch Width 6.5 mm  
Maximum Stitch Length 4 mm  
Rotary Horizontal Hook  
with transparent bobbin cover  
Automatic Declutch bobbin winder  
Built-in Thread Cutter  
Drop Feed Dog  
Adjustable Foot Pressure  
Extra Presser Foot lift  
Clip on Presser Feet  
Metric/inch measurements  
on the needle and  
bobbin cover plate  
Free Arm  
Carrying Handle  
Vinyl Dust Cover

Accessories  
2 Accessory Storage Areas  
Standard accessories include:  
Presser feet, bobbins, needles,  
quilt guide, additional spool pin,  
spool pin felt, spool stand,  
large and small spool holders,  
lint brush, screwdriver,  
seam ripper.  
Many optional accessories  
available.

**Any surface will do!**

Luxurious towels, a cozy bathrobe, whimsical slippers, flowing curtains, a practical laundry bag, alluring lingerie. With the Elna 3210, any fabric from delicate silk to rugged canvas is sewn with ease.

**Stitches galore!**

Everything from the most basic, like a straight stitch, to the practical stretch stitches, to the more ornate, like satin stitch scallops. This model even offers the very desirable appliqué stitch, so requested by quilters. And the 3210 has the classic one step buttonhole.

**Display our stitch!**

A simple turn of the dial changes the stitch on the machine. The 3210 clearly displays only the selected stitch number.

**Outstanding Features!**

The needle threader is so automated that all you need do is pull it down and position the thread. Remove the extension table to access the free arm, indispensable for hard-to-reach circular areas (cuffs, pant legs etc). And with the horizontal rotary hook, it's just a matter of dropping in the bobbin. No more bobbin case.

**Elna Design!**

The recessed dials display the settings for stitch width/needle position and stitch length? What could be more precise? On the front side of the free arm is the easy-to-reach feed dog lever. Drop the feed dog to sew on buttons or create lovely free-motion embroidery. A full compliment of standard accessories is stored in the lower accessory storage box and upper foot compartment.

Creative

Artistry

# Elna SuperCool 3210

*Ami says*

Making new clothes or customising old ones, altering or repairing, home furnishing or quilting, **the Elna 3210 is a marvel that can cope with all of your sewing requirements!**

From straight stitch to stretch stitch, satin stitch to scallops, the Elna 3210 offers you **a choice of 19 super stitches including an easy one-step buttonhole.** With a variable **maximum stitch width of 6.5 mm** it's great for wider buttonholes and for overcasting when using thicker fabrics. **That's 1.5 mm wider than a standard basic machine!** Designed with a built-in and flip-top storage compartment to accommodate the extra presser feet, it also has a handy stitch chart and reference guide. A free-arm facility for those tricky areas such as sleeves and trouser legs and an **automatic needle threader** are all part of the user friendly design of the 3210. There's a **drop feed facility for free-motion embroidery** and quilting. Weighing approximately 8 kgs its **compact and stylish design** make the Elna 3210 the perfect choice for all sewing tasks and taking to classes.



FLIP TOP STITCH CHART



EASY NEEDLE THREADING



THICK FABRICS



APPLIQUÉ ACCENT



FREE ARM SEWING



**Any Surface  
will do...**

Luxurious towels, bathrobes, whimsical slippers, flowing curtains, a practical laundry bag or alluring lingerie. With the Elna 3210, any fabric from delicate silk to rugged canvas is sewn with ease.



## Elna 3210

### SPECIFICATIONS

Mechanical Sewing Machine  
 Horizontal Full Rotary Hook  
 Free Arm / Flat Bed Convertible  
 Top Loading – Category B  
 Machine Size: W410 x D190 x H310 mm  
 Approximate Weight: 8.4 kg  
 Built in True Stitches: 18  
 One Step Buttonhole  
 Superior 7 Piece Feed Mechanism  
 Maximum Sewing Speed:  
 700 s.p.m. (appx)  
 Maximum Stitch Length: 4 mm  
 Maximum Stitch Width: 6.5 mm  
 Needle Threader  
 Snap on Feet  
 Drop Feed  
 Manual Thread Tension Control  
 Power Switch  
 Twin Needle Facility  
 Horizontal Type Spool Pin  
 Auto De Clutch Bobbin Winder  
 Reverse Lever  
 Soft Cover  
 Carry Handle



The Elna 3210 has modern styling with attractive colouring and looks.

#### PLEASE NOTE:

#### ELNA / JANOME - GENERIC ACCESSORIES

The Elna sewing machine accessory is sometimes compatible with the Janome model, because sewing machine parts are manufactured by Janome for many well known brands on today's high street. And although the Janome accessory part number is different to that given to Elna, when used, you will find works perfectly satisfactorily for both machines. You may therefore find a dual branded accessory provided and you are able to compare the part numbers using our list here.

N/A - No Alternative

## Elna 3210

Part of the Elna SuperCool Collection

### ELNA JANOME ACCESSORY DESCRIPTION

#### STANDARD ACCESSORIES - SUPPLIED WITH YOUR MACHINE

395719-30	753801004	Auto Buttonhole Foot
395719-35	820817015	Blind Hem Foot (Adjustable)
395743-67	820801016	Buttonhole Foot
395719-36	802424004	Lint Brush (small)
395719-34	822801001	Overedge Foot with brush
395719-33	820809014	Hemmer Foot
495120-20	822804004	Satin Stitch Foot
395710-09	820832005	Screwdriver (winged)
395710-13	200133009	Seam Ripper
395719-63	829803004	Spool Base / Stand
395719-41	102403109	Spool Pin Felt (Red)
395719-38	822019004	Spool Cap (small)
395719-39	822020307	Spool Cap (large)
395719-42	625031005	Spool Pin (spare)
395719-29	832523007	Standard Foot
395719-64	829801002	Zipper Foot
395719-40	802422002	Quilting Bar / Guide
395712-82	C-2022	Foot Control
N/A	102261103	Bobbins x 4 (plastic)
395750-80		Instruction Manual
395710-14		Needles

#### OPTIONAL ACCESSORIES - AVAILABLE FOR YOUR MACHINE

395741-96	200318000	1/4" Foot
395731-98	202023001	Appliqué Foot
395719-11	200313005	Bias Binder Foot
395719-78	200136002	Button Sewing Foot
395721-56	200304003	Circular Sewing Device
495395-20	N/A	Elastic Gatherers (8mm / ¼")
495846-20	N/A	Elastic Gatherers (10mm / 3/8" )
495526-20	N/A	Elastic Gatherers (13mm / ½")
395719-08	200349000	Embroidery/Darning Foot (standard)
N/A	200340001	Embroidery/Darning Foot (open-Toe)
395731-58	N/A	Fagoting Plates (narrow 2.5mm)
395731-59	N/A	Fagoting Plates (wide 5mm)
495851-20	N/A	Fringe / Looping Foot
395719-12	200315007	Gathering Foot
395719-54	820809014	Hemmer Foot
495440-20	200345006	Multi Cord Foot
495265-20	200321006	Pearl / Bead Foot (2mm-4mm) set
495320-20	2 Piece Set	Pintuck Foot (narrow)
495400-20	200317009	Pintuck Foot (wide)
395719-90	200311003	Walking / Even Feed Foot (standard)
395731-81	200339007	Walking / Even Feed Foot (open Toe)
495480-20	200314006	Piping Foot
395719-16	2 Piece Set	Pin Tuck Cord Guide (narrow)
395719-17	200324009	Pin Tuck Cord Guide (wide)
495860-20	200332000	Ribbon / Sequin Foot
395719-19	200316008	Roller Foot
395719-28	943100000	Ruffler Foot
395741-65	200137003	Satin Stitch Foot open toe
395719-51	N/A	Seam Guide
395741-84	N/A	Sewing / Quilting Table
395719-23	202006008	Special Bobbin Case
395719-20	200331009	Straight Stitch Foot
395719-21	200329004	Teflon Foot
395719-52	200333001	Zipper Foot (invisible)
395713-33	627569003	Replacement Bobbin Case
395745-32	755643002	Replace Needle Threader Pin

## Elna Quilting Association

The Elna Quilting Association is for Elna owners only. It provides two newsletters per year (Spring and Autumn) which allow Elna owners to interact with each other and share information. Contributions are always welcome and owners should send their information to: The Association Editor, Elna UK, Southside, Bredbury, Stockport, Cheshire, SK6 2SP. Telephone 0161 666 6011.



## Elna Customer Award Programme

Elna's Customer Award Programme is a system of awards / incentives for Elna customers available with their sewing machines. Consumers are invited to visit [www.elna.com](http://www.elna.com) and search under 'Customer Award Programme' banner to assess the current offers. Awards are 'claimed' by using the 'Claim-form' and sending this to Elna UK together with their registration card for their guarantee period - within 30 days of purchase. Claim-forms are available from your retailer or downloadable from the website.



## Elna Heritage Centres

We celebrate 70 years of the Elna sewing machine. Elna sewing machines typify the Swiss Technology that is so renowned for precision engineering and reliable performance. The Elna sewing machine has played a part in generations of sewing enthusiasts' life. Many wish to maintain their sewing machine for as long as possible. To this end, we have a select list of ELNA HERITAGE CENTRES identified using the [www.elna.com](http://www.elna.com) website. Also listed is the Elna UK timeline of support which identifies Elna machines supported by Elna UK.



## Elna Creative Studios

Elna sewing machines are used by many experts in the sewing industry. We have many Elna Creative Studios in the UK where you will find tutors providing a range of specialist courses using Elna sewing machines. Please visit [www.elna.com](http://www.elna.com) and search under the Elna Creative Studio banner for more information.



## Elna Warranty

Elna sewing machines and overlockers are supported with our standard TWO years Free Warranty, which will cover both parts and labour, just in case. Please make sure that you register your new machine with us (within 30 days of purchase) so that we can begin the service support straight away. Also, in this time, you are able to extend this guarantee period up to five years by adding either one, two or three year periods to your standard cover. Visit [www.elna.com](http://www.elna.com) under CustomerCare banner to read of your options and download a registration form.

*Customer Care*

**Elna Warranty**  
Elna Sewing Machines  
& Overlockers

## Elna Quilting Associate Retailers

The Elna Quilting Associate Retailer are fellow members of the Elna Quilting Association. Here you will find all three models in the Elna Quilter's Touch series on display. Visit [www.elna.com](http://www.elna.com) and search under stockists for your nearest specialist EQAR.

**E.Q.A.R**

**[www.elna.com](http://www.elna.com)**

Elna UK, Southside, Bredbury, Stockport, Cheshire, SK6 2SP Telephone 0161 666 6011