

6600

STITCHES AND PROGRAMMING

- 200 stitches plus 3 alphabets. Includes 12 buttonholes
- Stitches of special interest to the quilter include a pre-programmed stippling stitch, 4 versions of appliqué and a French knot
- Stitches of special interest to the heirloom sewer include pinstitch, entredeux and Richelieu
- LCD screen with adjustable backlight
- 10 direct selection keys
- My Personal Settings (PS)
- 3 memories – save, recall, overwrite, delete
- Direct editing – edit any stitch within a sequence
- Quick resumption mode – don't lose your data
- Start / stop key
- Programmable up / down needle key
- Auto-lock key
- Reverse key
- Mirror image
- Elongation – satin stitches up to 5 times original length
- Twin needle
- Adjustable width (7 mm) and length (5 mm)
- Adjustable needle position
- 10 languages
- Advisory messages
- Adjustable sound volume


TECHNICAL FEATURES

- Knee lifter
- Built-in needle threader
- Krypton dual lights
- Auto tension setting
- Strong needle penetration on all fabrics
- Adjustable speed control
- Adjustable foot pressure
- Extra presser foot lift
- Rotary horizontal hook with transparent bobbin cover
- Automatic declutch bobbin winder
- Fine tuning adjustment
- Metric and inch seam allowance lines
- Free arm
- Drop feed dog
- Circular sewing pivot points
- Foot control with retractable cord
- Ergonomic carrying handle

STORAGE AND ACCESSORIES

- 3 storage areas hold all standard accessories plus any optional accessories – top, front and the EXCLUSIVE side storage with tilt-forward compartments to store 8 presser feet and circular sewing pivot pin.
- Specialty feet for the quilter – NEW scant 1/4 inch foot, open toe embroidery/darning foot, open toe walking foot.
- The attractive, sturdy red carrying bag, padded on all sides, is ideal for transporting and storing your new Elna 6600 and all its accessories.

WARRANTY AND SERVICE: Elna's superior reputation was established in 1940 with the production of its first sewing machine. Ever since, Elna has continued to be a leading brand of home sewing and related equipment especially designed with the innovative sewer in mind. Thousands of professionals worldwide provide expert service. Millions of people have chosen Elna for its quality, performance and reliability.



6600

Experience the joy of creating



elna
SWISS DESIGN



elna
SWISS DESIGN

www.elna.com

Features you've always wanted – and more



Few things in life are more rewarding than creating hand-crafted goods. The art of sewing opens this world to you...and since your creations are both practical and unique, they'll be treasured for years to come. With the Elna 6600's irresistible features, you'll very likely discover creative talents you never knew you had.

THREE MEMORIES - SO YOU DON'T FORGET

Want to keep something you've composed? Combine stitches and alphabets in a single sequence. Save it for future projects in one of three separate memories.

QUILTING, HEIRLOOM, PERFORMANCE (QHP)

You can count on the Elna 6600, with its high-technology concept and advanced features, to perform to your exact requirements – no matter what your sewing specialty may be.

200 ENTICING STITCHES

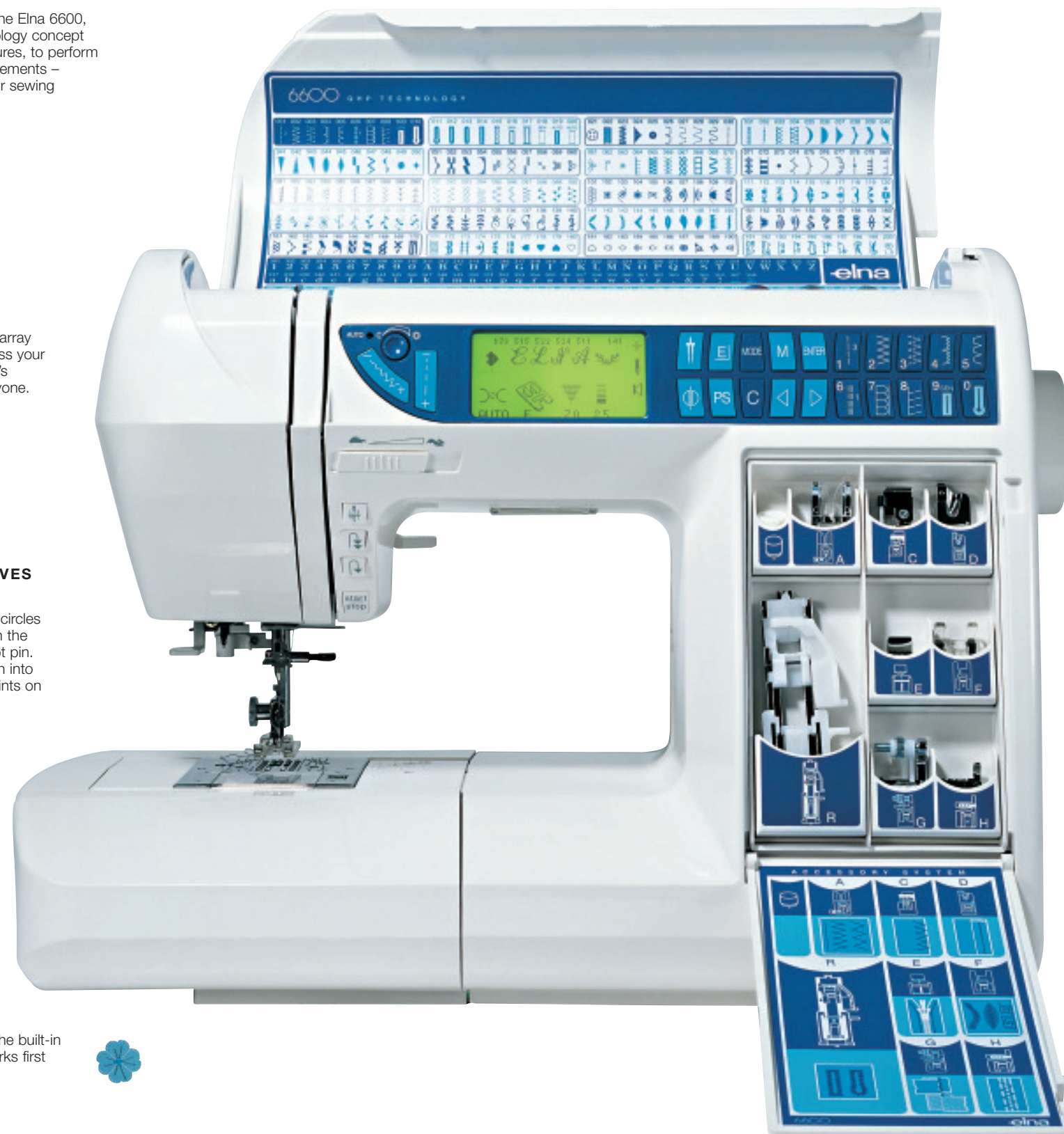
Select from a wide array of stitches to express your sewing style. There's something for everyone.

PERFECT CURVES EVERY TIME

Perfect curves and circles are guaranteed with the circular sewing pivot pin. Simply insert the pin into one of the three points on the extension table.

NEEDLE THREADER

Easy on the eyes, the built-in needle threader works first time, every time.




AN EXCLUSIVE STORAGE SPACE

An innovative storage space behind the side cover has individual compartments for feet. The compartments tilt forward for easy access.



AN ABUNDANCE OF BUTTONHOLES

Select from ten automatic styles – classic keyhole, the new rounded keyhole, jeans, etc. In addition, the classic and bound are available in four-step memory for oversized openings.



MY PERSONAL SETTINGS

The new Personal Setting key (PS) lets you re-program the ten stitches in the direct select mode.



ALPHABETS AS EASY AS ABC AND 1, 2, 3

Whichever style you choose, Block, Gothic or Script, your message will be clear. You can even reduce the size to 2/3 when the occasion calls for it.



FREE ARM - FOR THOSE HARD-TO-REACH SPOTS

It's often a dilemma trying to sew circular areas like sleeves, waistbands and pant legs. Simply slide off the extension table to access the free arm.

