

elna
SWISS DESIGN

eXcellence 680



A POOL OF SKILLS

A perfect stitch quality, easy access to all essential features and 170 divers stitches will meet all of your needs.

You will enjoy at every sewing time, impressive stability and comfort by using the new eXcellence 680. Designed to follow every users moves, this robust new model is efficient in any situation and ensures all kind of demands.

The new eXcellence 680 will allow you to explore peacefully and hassle free your sewing skills!



TECHNICAL FEATURES

PROTECTION COVER AND STITCH CHART

Discover 170 stitches, alphabets and buttonholes.

ADJUSTABLE PRESSER FOOT

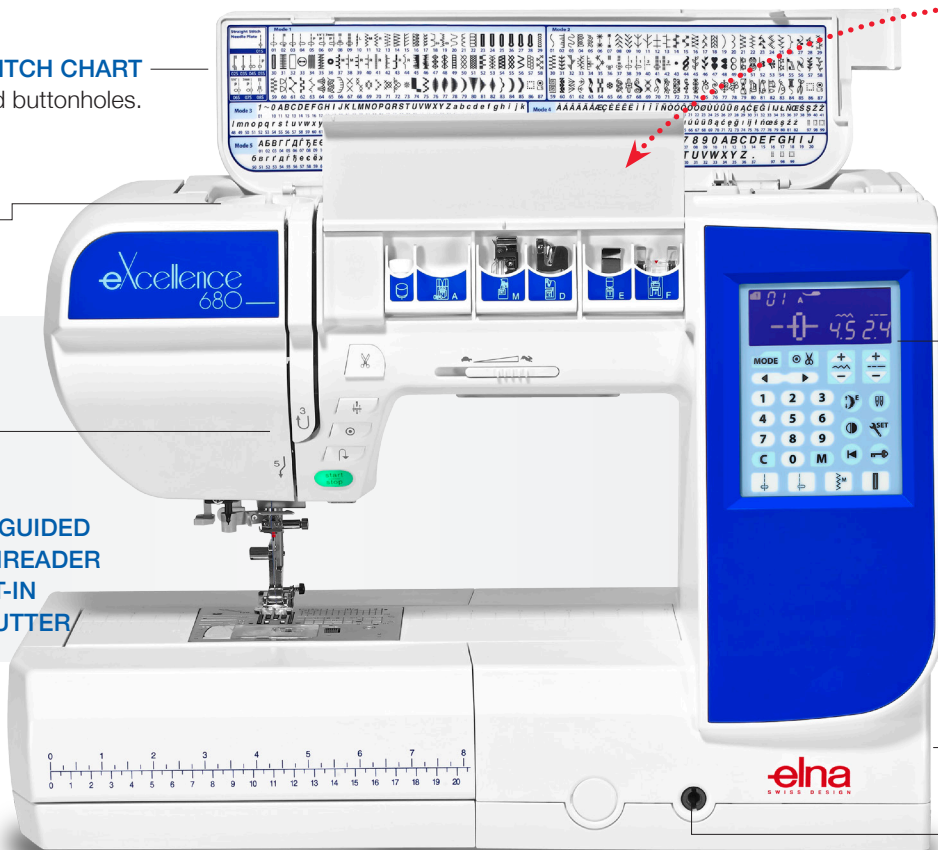
For a perfect control with any kind of fabric.



EASY AND GUIDED
BOBBIN THREADER
WITH BUILT-IN
THREAD CUTTER

ESSENTIAL BUTTONS AND AUTOMATIC THREAD CUTTER

Five indispensable features for a perfect sewer!



FREE ARM WITH BUILT-IN STORAGE

ONE-STEP NEEDLE PLATE CONVERTER

STANDARD ACCESSORIES

Standard foot, Satin stitch foot, Open toe satin stitch foot, Blind hem foot, Rolled hem foot, Overlock foot, Zipper foot, Automatic buttonhole foot with stabilizer plate, 1/4" piecing foot, Darning foot, Convertible free hand quilting foot, Button foot, Upper feed device with quilting guide.

Straight stitch needle plate, Additional spool pin, Spool holders (small, large, special), Bobbins, Needle set, Touchpen, Quilting guide, Pivot pin for circular sewing, 10 «Easy bobbins», Screwdriver, Seam ripper, Lint brush, Knee lifter, Large extension table, Foot controller, semi-hard protection cover.



EXCLUSIVE ELNA FRONT ACCESSORY BOX

NEW LCD TOUCH SCREEN

With four direct stitch selection and all memorizing essential functions to create your own stitch suites, twin needle sewing or satin stitches elongation.

THREAD CUTTER FOOT CONTROL CONNEXION

The machine cuts at the same time the needle and bobbin threads with both hands free! (Optional foot controller)

KNEE LIFTER

Allow the user to raise or lower the presser foot with a knee while keeping both hands on the fabric at all time.

9 MILLIMETERS SEWING WIDTH

Thanks to the 9 mm stitch width, you will have more possibilities ever but also decorative stitches larger than ever!



A MULTITUDE OF ACCESSORIES

The new eXcellence 680 includes a wide range of feet and accessories. Users will find the perfect tools to create more easily their project!

EXTENSION TABLE

Since comfort is essential, the enlarged workspace with its transparent extension table can be easily maneuvered and

THE FINEST CHOICE: ELNA SWISS DESIGN



al for a good sewer, enjoy
e of eXcellence 680 with the
ble. Large sewing projects will
nd stability will remain perfect!

A PERFECT STITCH QUALITY

Each stitch is sewn with such precision and regularity that you can only be admiring and enjoy!

SCREEN AND SETTINGS

A large display with stitch width and length but also the symbol of which foot using for the selected program.

SPACE FOR EACH FOOT

Each foot often used gets its own place thanks to the exclusive elna accessory box in the front cover of the new eXcellence 680.

eXcellence 680

TECHNICAL FEATURES - GENERAL

Large and spacious workspace: 210 mm x 120 mm / 8.25" x 4.7"

Top loading full rotary hook with transparent cover

7 pieces feed dog for a permanent contact with fabrics (9 mm)

Built-in automatic needle threader on the needle bar

One-step needle plate converter

Guided and easy bobbin threader with built-in thread cutter

Auto declutch and easy bobbin winder with built-in thread cutters

«Easy bobbin» for an easy bobbin winding and clean storage

Horizontal spool pin

Additional spool pin for twin needle function

Automatic thread cutter - programmable into a stitch suite

Free arm

Independent Upper feed device

Six white LED lights in three different locations

Exclusive frontal elna storage for 6 feet

Semi-hard protection cover

WARRANTY AND SERVICE: Elna's superior reputation was established in 1940 with the production of its first sewing machine. Ever since, Elna has continued to be a leading brand of home sewing and related equipment especially designed with the innovative sewer in mind. Thousands of professionals worldwide provide expert service. Millions of people have chosen Elna for its quality, performance and reliability.

TECHNICAL FEATURES - SEWING

170 built-in stitches including 10 buttonholes and 25 elna stitches

Protection cover with built-in stitch chart

9 mm adjustable sewing width and 5 mm adjustable sewing length

European, English and Russian alphabets

Capital letters and numbers available with 9 mm high

Adjustable foot pressure

Automatic thread tension settings

91 needle positions available

Maximum adjustable sewing speed: 1000 stitches/minute

Knee lifter for an easy needle bar control with knee

Large transparent extension table: 50 cm x 30 cm / 19.7" x 11.8"

FIVE MAIN ESSENTIAL BUTTONS

- 1) *Automatic thread cutter* (programmable in a stitch suite)
- 2) *Needle position up or down* (programmable in a stitch suite)
- 3) *Locking and stopping stitch* (programmable in a stitch suite)
- 4) *Reverse stitch*
- 5) *Start-Stop* that easily replace the foot controller